

W1 Series




SLIM,
SMOOTH
& SAFE



W2 Series



RoHS Compliant  Compliant with the RoHS Directive on the restriction of the use of certain hazardous substances in electrical and electronic equipment.

CE  **ISO 9001:2008**
European Conformance CERTIFIED COMPANY

Switchgear & Protection Devices

SAFETY

NEVER COMPROMISED.



SMOOTH FINISH TO GO WITH ANY SURFACE.

A carefully crafted design with a smooth finish which will blend with any surface.



FLAME RETARDANT MATERIALS

Urea resin and VO grade PC materials are reliable materials against accidental fire.



A SWITCH FOR EVERY WALL

A slim design which perfectly fits flush within the wall surface to enhance the interior decor.



40,000 TIMES ENDURANCE TEST

Longer durability due to Silver & Copper parts promise better contact.



A SWITCH FOR EVERY PRESS

Smooth surface design makes pressing easy. Switch on. Switch off.



SAFE INSTALLATION

Easy wire connection and Terminal screws will not fall down while installation. IP20 protection.

QUALITY

WHICH IS ALWAYS RELIABLE.



Strict Inward Quality Control



Process Quality Control



Outgoing Quality Control

HIGH QUALITY MANAGEMENT



COMPLIANCE WITH IEC & BS STANDARD

Design as per IEC - 60669-1
BS - 1363-2



CERTIFIED WITH ISO 17025

Quality control by lab Certified with ISO 17025

W1 Series



WABA5011-N
1G-1D 1W SP 10A



WABA5021-N
1G-2D 1W SP 10A



WABA5031-N
1G-3D 1W SP 10A



WABA5511-N
10A Bell Push Switch



WABA5313-N
20A DP Switch Marked
"Water Heater" with Indicator



WABA5303-N
20A DP Switch with neon



WABA3010-N
1-Gang TV Socket
DIN Type



WABA3118-N
Single TEL
RJ11/12-6P4C



WABA1211-N
1G 13A socket SP



WABA3217-N
1-Gang CAT6 RJ45



WABA8010-N
1-Gang Blank Plate

W2 Series



WDBA5011-N
1G-1D 1W SP 10A



WDBA5021-N
1G-2D 1W SP 10A



WDBA5031-N
1G-3D 1W SP 10A



WDBA5092-N
1G-4D 2W SP 10A



WDBA5303-N
20A DP Switch with neon



WDBA5313-N
20A DP Switch Marked
"Water Heater" with Indicator



WDBA5511-N
10A Bell Push Switch



WDBA8010-N
1-Gang Blank Plate



WDBA1211-N
1G 13A Socket SP



WDBA1311-N
1G 15A switched
Round Pin Socket



WDBA1711-N
1-G Switched
Multi Socket



WDBA1817-N
1-G Switched Multi
Socket with USB



WDBA3010-N
1-Gang TV Socket , DIN Type



WDBA3118-N
Single TEL, RJ11/12-6P4C



WDBA3217-N
1-Gang CAT6 RJ45

Miniature Circuit Breaker

Complete Range, Safety,
High Specification and Technology

MCB (10KA)

CONSTRUCTIONS & FEATURES

1. State of the art design
 - Elegant appearance, cover and handle in arc shape for comfortable operation
 - Contact position indicating window (Clear ON-OFF Indicator)
2. Three level indications For ON, OFF & TRIP (Under Fault)
3. Rated short circuit capacity: 10000A (10kA)
4. Trip free mechanism
5. High speed and high breaking capacity mechanism
6. Terminal block with safety shutter: It prevents wrong wiring & burning of terminals
7. High speed wiping contact structure
8. Bi-connect terminals at both sides give choice of using either a busbar or cable to make connection
9. Environment Friendly, meets the RoHS Compliance defined by the European Standards.
10. Power loss values are much lower than the specified values of IS / IEC making it the most energy-efficient MCB.

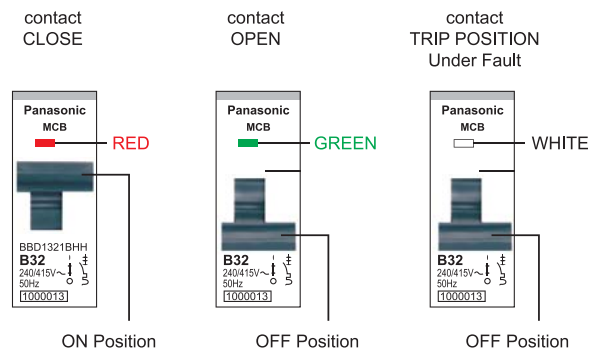


Panasonic MCB brings across high quality and safety, contributing its best expertise for electricity distribution, securing lives and electrical installations.

Three level indicator

Safety

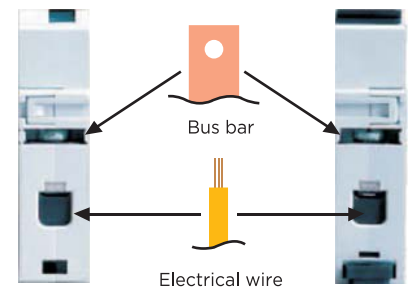
PANASONIC MCB has Three Level Indications to clearly identify ON, OFF and TRIP POSITION, The Trip position helps the user to identify the fault circuit.



Double terminal on both sides

Construction Effective

Customers have the choice of using either a bus bar or cable to make connections on both sides thus providing the ultimate flexibility.



Dust preventing surface

Safety

The surface of MCB has been designed in such a way that it does not allow dust to settle on its surface. The MCB thus retains its new look for years.



MCB TECHNICAL INFORMATION

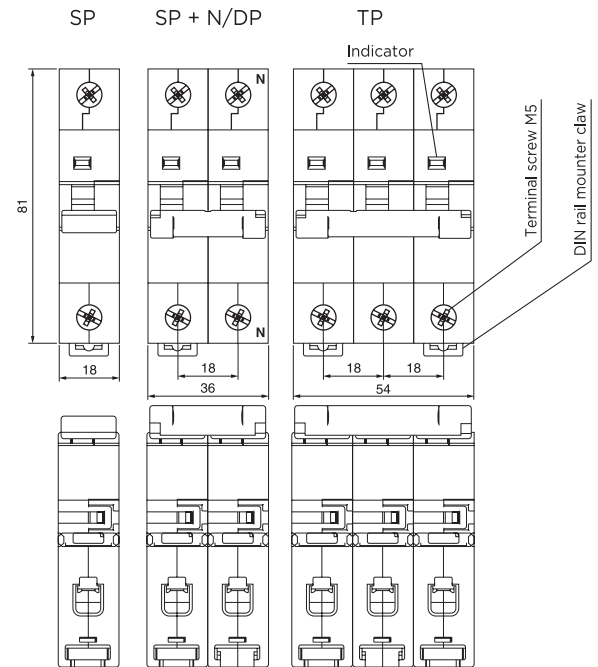
- STANDARD CONFORMITY
IS/IEC 60898-1:2008
DIN43-880
- TECHNICAL DATA

Type	C
Magnetic Release Setting	(5-10) In
No. of Poles (Execution)	SP, SP+N, DP TP, TP+N, FP
Rated Current (In) A	6A to 63A
Rated Voltage (Ue)	SP, TP+N: AC 240/415V, SP+N: AC 240V, DP,TP,FP: AC415V
Rated Frequency (f) Hz	50Hz
Rated Short Circuit Breaking Capacity	10000 A
Service Short Circuit Breaking Capacity	7500 A
Energy Limitation	Class 3
Tripping Mechanism	Thermal & Magnetic Type
Normal Ambient Temperature	30°C
Power Loss	Much less than Standard Values
Rated Impulse Voltage	4kV
Dielectric Strength	2000V for 1 Minute
Protection Class	IP20
Mounting	On DIN Rail (35mmx7.5mm)
Connections	1sq.mm to 26sq mm For Cu conductors

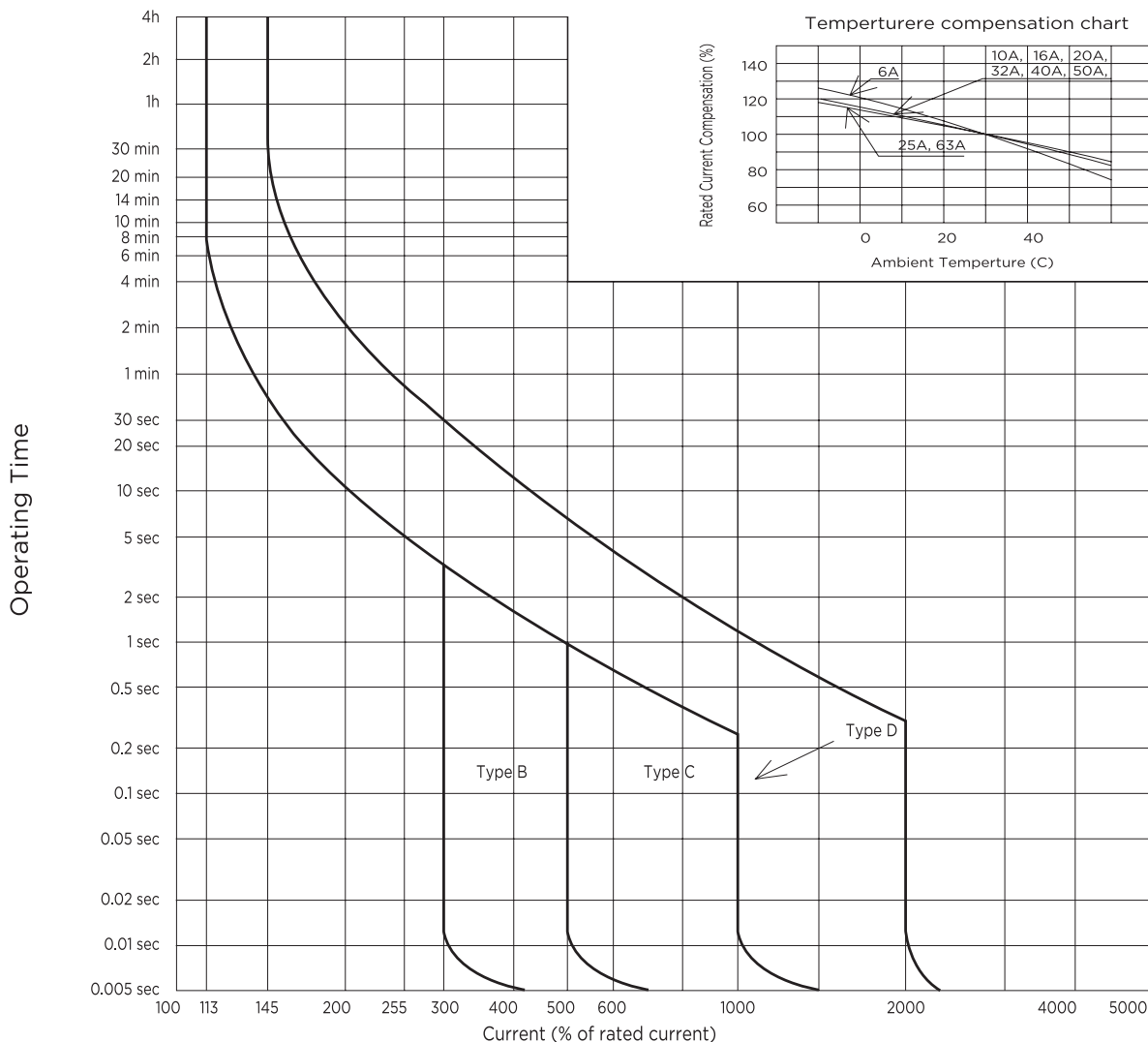
• NORMAL CONDITIONS FOR OPERATION IN SERVICE

Ambient Temperature	-10°C to +60°C
Relative Humidity	Not exceeding 85%
Altitude	Not exceeding 2000m

DIMENSIONS: For Single Pole MCB -
81mm x 18mm x 65.5mm (H x W x D) (In mm)

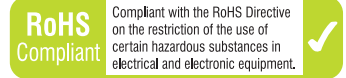


• OPERATING TIME CURRENT CHARACTERISTICS CURVE [AMBIENT TEMPERATURE 30°C) (6A-63A)



Distribution Boards

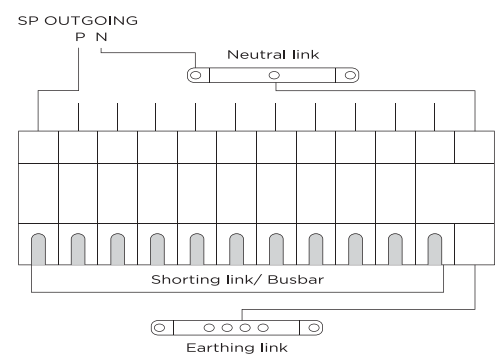
Safety, Flexibility & Eco Friendly



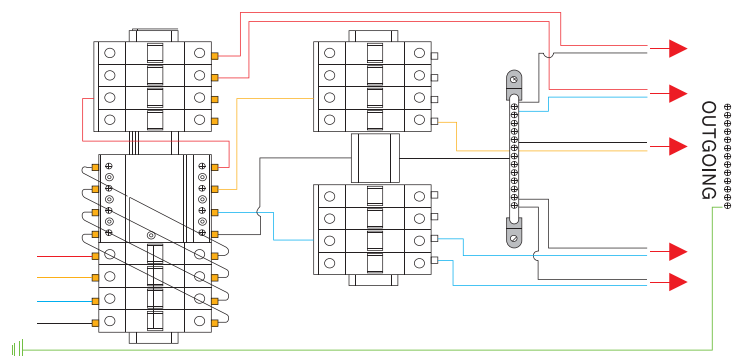
CONSTRUCTIONS & FEATURES

1. Manufactured as per IS standards - IS13032/IS8623-3
2. Manufactured using special 1.2mm thickness CRCA sheet as per IS513D grade
3. Environment Friendly, meets the RoHS compliance defined by the European Standard
4. Fully Powder coated in RAL9010 white color SG finish and 50-70 micron powder coating thickness
5. IP 43 (Degree of protection) compliant metal double door offers added safety
6. Reversible Door facility imparts flexibility at the installation
7. Pan assembly for easy installation of MCBs/RCCBs
8. Corner shields with smooth edges provide added security to the boards and shield them against physical damage such as bending and peeling of paint etc.
9. Suitable for flush as well as surface mounting
10. Ample wiring space is provided to ensure proper distribution of neutral & earthing wires
11. The sides of distribution boards are equipped with special marking that help to identify box-inserting level in the wall, when being used for flushed mounting
12. Equipped with insulated Bus bar rating 100A
13. Independent shield & door offers added flexibility & convenience of just removing the shield during maintenance job
14. Double Door is separately packed for preventing rusting
15. Equipped with complete set of wires for the internal wiring of the distribution board
16. Circuit label diagrams enclosed with the DB to avoid any mismatch during wiring

SPN DOUBLE DOOR DISTRIBUTION BOARD



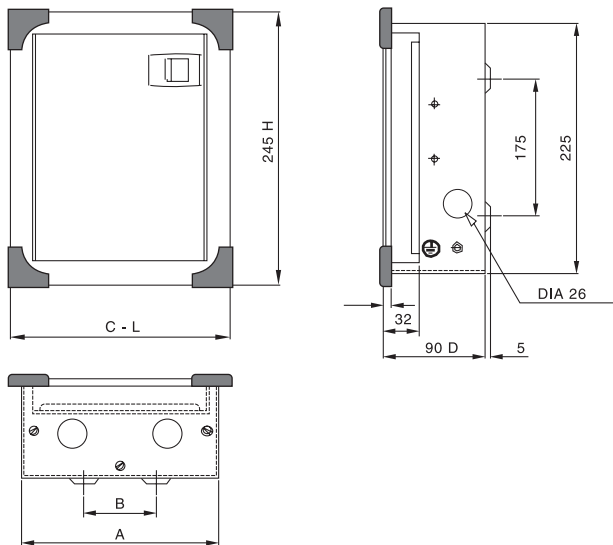
TPN DOUBLE DOOR DISTRIBUTION BOARD



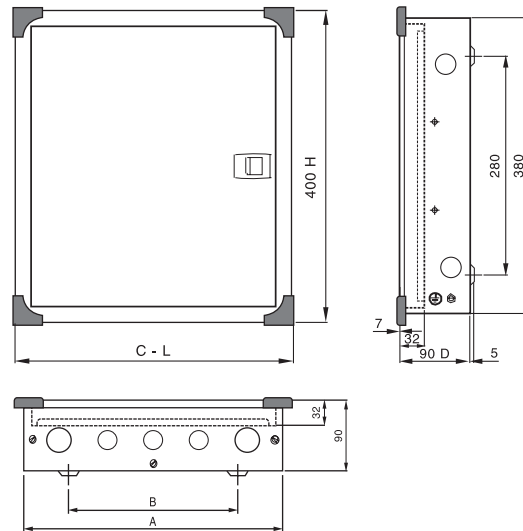
DB Technical Specifications

	SPN	TPN
No of Ways	6, 8,12 & 16 ways	4, 6, 8
Type of Installation	Surface & Flush mounting	Surface & Rush mounting
Colour/Finish	RAL 9010 White (Semi Glossy)	RAL 9010 White (Semi Glossy)
Door Options	Reversible	Reversible
Door Locking Options	Sliding Lock	Sliding Lock
Removable Gland Plates	Top & Bottom	Top & Bottom
Protection Level of Distribution Board	Advanced	Advanced
Distribution Technique	Insulated Busbar	Insulated Busbar
Bus Bar Rating	100A	63A
Incoming	Max. 63A	Max. 63A
Outgoing	Max. Individual 63A	Max. Individual 63A
Provision for Incomer slots	-	8 Slots
Voltage Rating	240V-, Single Phase	240/415V-, 3 Phase/4 Wire
Incoming Options	SPN/DP MCB/RCCB /Isolator	Three phase MCB/ RCCB/ Isolator
Outgoing Options	Single pole MCB up to 63A	Single pole MCB up to 63A
Neutral Bar Terminal Capacity	25 mm ²	25 mm ² , Split on both sides
Earthing Bar Terminal Capacity	25 mm ²	25 mm ² , Split on both sides
Ingress Protection (IP)	IP43	IP43
Rated Insulated Voltage(Ui)	690V-	690V-
Frequency	50Hz	50Hz
Dielectric Strength	2.5KV	2.5KV
Ambient Temperature	-5°C to 40° C	-5° C to 40° C
Distribution Board- Reference Standards	IS 8623; IS 13032	IS 8623; IS 13032

SPN Double Door Distribution Board Dimension (in mm)



TPN Double Door Distribution Board Dimension (in mm)



L X H X D= Length X Height X Depth

	CODE	NO OF WAYS	INCOMING + OUTGOING	SHEET THICKNESS MM	NO OF WAYS	Dimensions (in mm)			Knockout Holes (ø25 mm)			
						A	B	C	TOP	BOTTOM	EACH SIDE	
SPN	BQS 106H	6	2+4	1.2	-	175	65	195	2	2	1	
	BQS 108H	8	2+6	1.2	-	210	100	230	3	3	1	
	BQS 112H	12	2+10	1.2	-	285	175	305	4	4	1	
	BQS 116H	16	2+14	1.2	-	365	255	385	6	-	-	
TPN	BQS 304H	4	8+12	1.2	4	330	220	350	3	2	3	2
	BQS 306H	6	8+18	1.2	6	365	255	385	4	2	4	2
	BQS 308H	8	8+24	1.2	8	415	305	435	4	2	4	2



MULTIPLE TRADING

89 Motijheel C/A, Lucky Chamber (3rd floor, Room # 61), Dhaka-1000

E-mail: info@multipletrading.net, Web: www.multipletrading.net

Tel : 02 9559692

Hotline : 01730 05 40 15

01730 05 40 16



■ Panasonic Life Solutions India Pvt. Ltd.

Regd. Office : 3rd Floor, B Wing,
I-Think Techno Campus,
Pokharan Road No. 2, Thane (W)
Thane- 400 607, Maharashtra, India.

Panasonic®

■ Panasonic Eco Solutions Middle East & Africa

Division of Panasonic Marketing Middle East & Africa FZE
PO Box 17985, Jebel Ali, Dubai, UAE